



SALES JOURNAL SUMMARY

DAY	DATE	Total Gross Sales	Food	N/A Bev	Beer	Liquor	Wine	GC	Meals Tax	Net Sales
THIS YEAR										
JANUARY		\$118,613.65	\$69,157.00	\$1,583.50	\$4,898.00	\$15,985.50	\$17,906.00	\$1,675.00	\$7,408.65	\$111,205.00
FEBRUARY		\$119,922.11	\$69,724.49	\$1,511.00	\$4,363.00	\$15,976.50	\$19,422.00	\$1,425.00	\$7,500.12	\$112,421.99
MARCH		\$133,413.74	\$77,975.00	\$1,737.50	\$5,163.00	\$19,312.25	\$19,658.00	\$1,135.00	\$8,432.99	\$124,980.75
APRIL		\$139,170.47	\$87,589.85	\$1,624.50	\$5,567.00	\$16,243.50	\$17,603.00	\$2,551.00	\$7,991.62	\$131,178.85
MAY		\$182,625.73	\$113,266.75	\$2,396.00	\$5,445.00	\$23,344.84	\$23,987.00	\$2,656.32	\$11,529.82	\$171,095.91
JUNE		\$245,366.18	\$151,979.43	\$3,288.00	\$6,489.00	\$32,353.84	\$31,779.00	\$3,958.00	\$15,518.91	\$229,847.27
JULY		\$375,977.82	\$233,327.58	\$5,197.00	\$8,795.00	\$51,164.25	\$48,260.00	\$5,235.00	\$23,998.99	\$351,978.83
AUGUST		\$394,691.42	\$246,212.78	\$5,120.00	\$9,768.00	\$51,250.50	\$52,753.00	\$4,325.00	\$25,262.14	\$369,429.28
SEPTEMBER		\$251,136.20	\$162,517.00	\$2,487.00	\$5,264.00	\$29,847.50	\$30,701.00	\$4,453.00	\$15,866.70	\$235,269.50
OCTOBER		\$0.00	\$0.00	\$0.00	\$0.00	\$0.00	\$0.00	\$0.00	\$0.00	\$0.00
NOVEMBER		\$0.00	\$0.00	\$0.00	\$0.00	\$0.00	\$0.00	\$0.00	\$0.00	\$0.00
DECEMBER		\$0.00	\$0.00	\$0.00	\$0.00	\$0.00	\$0.00	\$0.00	\$0.00	\$0.00
TOTAL		\$1,960,917.32	\$1,211,749.88	\$24,944.50	\$55,752.00	\$255,478.68	\$262,069.00	\$27,413.32	\$123,509.94	\$1,837,407.38
LAST YEAR										
JANUARY		\$93,379.02	\$55,589.10	\$1,164.00	\$3,714.55	\$11,588.89	\$14,770.28	\$730.00	\$5,822.20	\$87,556.82
FEBRUARY		\$95,021.86	\$55,787.00	\$1,301.00	\$4,007.22	\$12,432.23	\$14,397.84	\$1,270.00	\$5,826.57	\$89,195.29
MARCH		\$102,403.98	\$58,886.49	\$1,356.00	\$4,301.06	\$13,941.62	\$16,199.03	\$1,390.00	\$6,329.78	\$96,074.20
APRIL		\$113,223.46	\$65,818.45	\$1,617.00	\$4,612.11	\$16,726.43	\$16,155.83	\$1,197.00	\$7,096.64	\$106,126.82
MAY		\$160,107.95	\$92,893.00	\$2,071.50	\$5,874.37	\$21,740.92	\$24,655.35	\$2,925.00	\$9,947.81	\$150,160.14
JUNE		\$217,963.62	\$129,566.92	\$2,690.50	\$7,563.00	\$30,361.00	\$31,795.00	\$2,565.00	\$13,422.20	\$204,541.42
JULY		\$335,580.99	\$202,794.00	\$4,685.50	\$10,642.00	\$45,179.00	\$46,133.00	\$4,925.00	\$21,222.49	\$314,358.50
AUGUST		\$353,798.29	\$216,127.01	\$5,235.00	\$9,783.00	\$42,595.52	\$52,837.00	\$4,650.00	\$22,570.76	\$331,227.53
SEPTEMBER		\$232,255.34	\$137,690.00	\$2,537.50	\$9,736.00	\$28,874.00	\$33,935.00	\$4,921.96	\$14,560.88	\$217,694.46
OCTOBER		\$181,009.78	\$107,956.04	\$2,176.50	\$6,737.00	\$22,170.50	\$27,922.00	\$2,680.00	\$11,367.74	\$169,642.04
NOVEMBER		\$132,806.72	\$74,003.01	\$1,503.00	\$6,532.00	\$17,967.00	\$21,199.50	\$3,325.00	\$8,277.21	\$124,529.51
DECEMBER		\$170,261.52	\$86,623.50	\$1,517.00	\$8,799.00	\$23,589.00	\$23,566.00	\$16,475.00	\$9,692.02	\$160,569.50
TOTAL		\$2,187,812.53	\$1,283,734.52	\$27,854.50	\$82,301.31	\$287,166.11	\$323,565.83	\$47,053.96	\$136,136.30	\$2,051,676.23




SALES JOURNAL SUMMARY

DAY	DATE	Total Gross Sales	Food	N/A Bev	Beer	Liquor	Wine	GC	Meals Tax	Net Sales
SATURDAY	1-Sep	\$16,447.34	\$10,155.00	\$165.00	\$356.00	\$1,812.00	\$2,442.00	\$480.00	\$1,037.34	\$15,410.00
SUNDAY	2-Sep	\$15,339.66	\$9,368.00	\$123.00	\$515.00	\$2,084.00	\$2,133.00	\$175.00	\$941.66	\$14,398.00
MONDAY	3-Sep	\$9,525.27	\$6,001.00	\$70.00	\$196.00	\$1,090.50	\$1,173.00	\$400.00	\$594.77	\$8,930.50
TUESDAY	4-Sep	\$6,111.13	\$4,047.00	\$100.00	\$132.00	\$775.00	\$660.00	\$0.00	\$397.13	\$5,714.00
WEDNESDAY	5-Sep	\$6,298.04	\$4,102.00	\$54.00	\$34.00	\$1,065.00	\$635.00	\$0.00	\$408.04	\$5,890.00
THURSDAY	6-Sep	\$7,457.63	\$4,561.00	\$99.00	\$163.00	\$847.00	\$874.00	\$468.00	\$445.63	\$7,012.00
FRIDAY	7-Sep	\$9,195.76	\$5,106.00	\$80.00	\$464.00	\$1,229.00	\$1,369.00	\$375.00	\$572.76	\$8,623.00
SATURDAY	8-Sep	\$13,386.50	\$8,674.00	\$155.00	\$305.00	\$1,733.50	\$1,627.00	\$25.00	\$867.00	\$12,519.50
SUNDAY	9-Sep	\$6,097.89	\$4,114.00	\$46.00	\$81.00	\$485.00	\$865.00	\$120.00	\$386.89	\$5,711.00
MONDAY	10-Sep	\$5,037.83	\$3,281.00	\$83.00	\$39.00	\$550.00	\$572.00	\$200.00	\$312.83	\$4,725.00
TUESDAY	11-Sep	\$5,520.78	\$3,208.00	\$49.00	\$123.00	\$839.00	\$804.00	\$150.00	\$347.78	\$5,173.00
WEDNESDAY	12-Sep	\$5,689.45	\$3,454.00	\$74.00	\$182.00	\$759.50	\$633.00	\$250.00	\$336.95	\$5,352.50
THURSDAY	13-Sep	\$7,235.74	\$4,511.00	\$114.00	\$217.00	\$694.00	\$1,228.00	\$0.00	\$471.74	\$6,764.00
FRIDAY	14-Sep	\$11,655.43	\$7,359.00	\$76.00	\$298.00	\$1,468.00	\$1,618.00	\$100.00	\$736.43	\$10,919.00
SATURDAY	15-Sep	\$10,807.43	\$6,860.00	\$104.00	\$250.00	\$1,699.00	\$1,103.00	\$100.00	\$691.43	\$10,116.00
SUNDAY	16-Sep	\$4,346.06	\$2,934.00	\$54.00	\$115.00	\$506.00	\$460.00	\$0.00	\$277.06	\$4,069.00
MONDAY	17-Sep	\$16,013.24	\$12,941.00	\$52.00	\$128.00	\$880.50	\$907.00	\$75.00	\$1,029.74	\$14,983.50
TUESDAY	18-Sep	\$5,034.91	\$2,809.00	\$29.00	\$115.00	\$775.50	\$795.00	\$200.00	\$311.41	\$4,723.50
WEDNESDAY	19-Sep	\$5,806.14	\$3,636.00	\$93.00	\$52.00	\$764.00	\$791.00	\$100.00	\$370.14	\$5,436.00
THURSDAY	20-Sep	\$5,283.30	\$3,303.00	\$71.00	\$113.00	\$521.50	\$881.00	\$60.00	\$333.80	\$4,949.50
FRIDAY	21-Sep	\$9,672.27	\$6,049.00	\$135.00	\$227.00	\$1,210.00	\$1,341.00	\$100.00	\$610.27	\$9,062.00
SATURDAY	22-Sep	\$12,260.87	\$7,806.00	\$124.00	\$143.00	\$1,708.00	\$1,617.00	\$75.00	\$787.87	\$11,473.00
SUNDAY	23-Sep	\$5,204.88	\$3,663.00	\$56.00	\$89.00	\$533.50	\$528.00	\$0.00	\$335.38	\$4,869.50
MONDAY	24-Sep	\$14,188.79	\$12,056.00	\$74.00	\$75.00	\$512.00	\$469.00	\$100.00	\$902.79	\$13,286.00
TUESDAY	25-Sep	\$3,706.59	\$2,276.00	\$39.00	\$74.00	\$480.00	\$529.00	\$75.00	\$233.59	\$3,473.00
WEDNESDAY	26-Sep	\$4,106.68	\$2,232.00	\$27.00	\$86.00	\$754.00	\$603.00	\$150.00	\$254.68	\$3,852.00
THURSDAY	27-Sep	\$5,389.68	\$3,031.00	\$65.00	\$125.00	\$549.50	\$825.00	\$475.00	\$319.18	\$5,070.50
FRIDAY	28-Sep	\$7,982.50	\$4,821.00	\$74.00	\$172.00	\$1,052.00	\$1,254.00	\$100.00	\$509.50	\$7,473.00
SATURDAY	29-Sep	\$11,698.45	\$7,084.00	\$153.00	\$320.00	\$1,966.00	\$1,334.00	\$100.00	\$741.45	\$10,957.00
SUNDAY	30-Sep	\$4,635.96	\$3,075.00	\$49.00	\$75.00	\$504.50	\$631.00	\$0.00	\$301.46	\$4,334.50
September		\$251,136.20	\$162,517.00	\$2,487.00	\$5,264.00	\$29,847.50	\$30,701.00	\$4,453.00	\$15,866.70	\$235,269.50
YTD September		\$1,917,109.52	\$1,186,252.88	\$24,362.50	\$54,285.00	\$249,009.18	\$255,475.00	\$26,963.32	\$120,761.64	\$1,796,347.88
Last September		\$232,255.34	\$137,690.00	\$2,537.50	\$9,736.00	\$28,874.00	\$33,935.00	\$4,921.96	\$14,560.88	\$217,694.46
YTD Last September		\$1,703,734.51	\$1,015,151.97	\$22,658.00	\$60,233.31	\$223,439.61	\$250,878.33	\$24,573.96	\$106,799.33	\$1,596,935.18



SALES JOURNAL SUMMARY

DAY	DATE	Total Gross Sales	Food	N/A Bev	Beer	Liquor	Wine	GC	Meals Tax	Net Sales
WEEK ENDING LAST YEAR										
W/E	1-Oct	\$37,695.30	\$21,587.00	\$423.50	\$2,207.00	\$5,148.50	\$5,611.00	\$325.00	\$2,393.30	\$35,302.00
W/E	8-Oct	\$48,717.33	\$29,239.00	\$559.50	\$1,865.00	\$5,907.50	\$7,269.00	\$800.00	\$3,077.33	\$45,640.00
W/E	15-Oct	\$49,683.83	\$30,466.00	\$604.50	\$1,673.00	\$6,288.00	\$7,326.00	\$145.00	\$3,181.33	\$46,502.50
W/E	22-Oct	\$39,471.22	\$23,813.04	\$548.50	\$1,678.00	\$3,909.50	\$6,740.00	\$280.00	\$2,502.18	\$36,969.04
W/E	29-Oct	\$34,410.03	\$19,275.00	\$391.00	\$1,186.00	\$4,832.00	\$5,434.00	\$1,205.00	\$2,087.03	\$32,323.00
W/E	5-Nov	\$32,926.73	\$19,081.00	\$327.00	\$1,427.00	\$4,138.50	\$5,429.50	\$450.00	\$2,073.73	\$30,853.00
W/E	12-Nov	\$29,923.82	\$16,832.00	\$312.00	\$1,601.00	\$3,966.50	\$4,190.00	\$1,200.00	\$1,822.32	\$28,101.50
W/E	19-Nov	\$29,175.43	\$16,392.00	\$419.00	\$1,522.00	\$3,890.00	\$4,446.00	\$675.00	\$1,831.43	\$27,344.00
W/E	26-Nov	\$31,532.52	\$16,565.01	\$305.00	\$1,829.00	\$4,658.50	\$5,525.00	\$675.00	\$1,975.01	\$29,557.51
W/E	3-Dec	\$32,455.39	\$17,929.00	\$356.00	\$1,118.00	\$4,413.50	\$5,335.00	\$1,325.00	\$1,978.89	\$30,476.50
W/E	10-Dec	\$42,447.82	\$20,909.00	\$332.00	\$3,407.00	\$7,131.00	\$5,676.00	\$2,510.00	\$2,482.82	\$39,965.00
W/E	17-Dec	\$29,211.98	\$15,030.50	\$295.00	\$1,319.00	\$3,597.00	\$3,712.00	\$3,620.00	\$1,638.48	\$27,573.50
W/E	24-Dec	\$36,562.97	\$15,471.00	\$289.00	\$1,170.00	\$3,759.00	\$5,129.00	\$9,040.00	\$1,704.97	\$34,858.00
W/E	31-Dec	\$43,651.96	\$25,062.00	\$434.00	\$2,105.00	\$6,683.50	\$6,120.00	\$505.00	\$2,742.46	\$40,909.50
WEEK ENDING THIS YEAR										
W/E	7-Jan	\$25,293.03	\$14,986.00	\$326.00	\$847.00	\$3,675.00	\$3,576.00	\$300.00	\$1,583.03	\$23,710.00
W/E	14-Jan	\$29,912.66	\$17,337.00	\$387.50	\$1,407.00	\$4,135.00	\$3,995.00	\$775.00	\$1,876.16	\$28,036.50
W/E	21-Jan	\$26,444.90	\$15,221.00	\$288.00	\$913.00	\$3,468.50	\$4,743.00	\$125.00	\$1,686.40	\$24,758.50
W/E	28-Jan	\$32,233.86	\$19,163.00	\$480.00	\$1,574.00	\$4,045.00	\$4,696.00	\$275.00	\$2,000.86	\$30,233.00
W/E	4-Feb	\$22,287.99	\$13,053.99	\$304.00	\$829.00	\$3,173.00	\$3,283.00	\$275.00	\$1,370.00	\$20,917.99
W/E	11-Feb	\$23,666.13	\$13,736.00	\$325.00	\$809.00	\$3,434.50	\$3,879.00	\$0.00	\$1,482.63	\$22,183.50
W/E	18-Feb	\$42,323.10	\$24,719.50	\$417.00	\$1,394.00	\$5,463.00	\$6,817.00	\$875.00	\$2,637.60	\$39,685.50
W/E	25-Feb	\$29,495.26	\$16,641.00	\$480.00	\$1,249.00	\$3,932.00	\$5,047.00	\$275.00	\$1,871.26	\$27,624.00
W/E	4-Mar	\$28,776.68	\$17,206.00	\$448.00	\$1,185.00	\$3,337.50	\$4,439.00	\$375.00	\$1,786.18	\$26,990.50
W/E	11-Mar	\$28,810.09	\$17,117.00	\$373.00	\$888.00	\$4,116.00	\$4,169.00	\$315.00	\$1,832.09	\$26,978.00
W/E	18-Mar	\$27,067.42	\$15,952.00	\$379.50	\$1,230.00	\$3,730.25	\$3,963.00	\$95.00	\$1,717.67	\$25,349.75
W/E	25-Mar	\$29,527.42	\$16,965.00	\$358.00	\$1,097.00	\$4,515.00	\$4,458.00	\$275.00	\$1,859.42	\$27,668.00



SALES JOURNAL SUMMARY

DAY	DATE	Total Gross Sales	Food	N/A Bev	Beer	Liquor	Wine	GC	Meals Tax	Net Sales
W/E	1-Apr	\$29,527.42	\$16,965.00	\$358.00	\$1,097.00	\$4,515.00	\$4,458.00	\$275.00	\$1,859.42	\$27,668.00
W/E	8-Apr	\$28,354.46	\$16,281.00	\$330.00	\$1,316.00	\$3,790.50	\$4,490.00	\$375.00	\$1,771.96	\$26,582.50
W/E	15-Apr	\$44,404.47	\$30,742.35	\$424.00	\$1,902.00	\$4,516.50	\$4,442.00	\$250.00	\$2,127.62	\$42,276.85
W/E	22-Apr	\$30,412.61	\$19,097.50	\$404.50	\$1,141.00	\$3,534.00	\$4,129.00	\$200.00	\$1,906.61	\$28,506.00
W/E	29-Apr	\$29,489.43	\$17,433.00	\$354.00	\$1,018.00	\$3,760.00	\$3,425.00	\$1,726.00	\$1,773.43	\$27,716.00
W/E	6-May	\$35,201.73	\$21,192.00	\$455.50	\$1,470.00	\$4,109.00	\$5,188.00	\$581.32	\$2,205.91	\$32,995.82
W/E	13-May	\$38,874.73	\$24,545.47	\$627.50	\$885.00	\$4,896.50	\$4,723.00	\$750.00	\$2,447.26	\$36,427.47
W/E	20-May	\$39,616.92	\$24,728.28	\$417.50	\$1,190.00	\$4,815.50	\$5,274.00	\$700.00	\$2,491.64	\$37,125.28
W/E	27-May	\$53,350.70	\$32,760.00	\$628.50	\$1,444.00	\$7,693.50	\$6,952.00	\$475.00	\$3,397.70	\$49,953.00
W/E	3-Jun	\$40,632.34	\$25,250.99	\$503.50	\$1,474.00	\$5,315.34	\$5,007.00	\$500.00	\$2,581.51	\$38,050.83
W/E	10-Jun	\$41,113.79	\$25,410.00	\$602.00	\$1,198.00	\$5,307.84	\$5,000.00	\$1,025.00	\$2,570.95	\$38,542.84
W/E	17-Jun	\$56,625.91	\$34,995.00	\$712.00	\$1,592.00	\$7,393.00	\$7,406.00	\$978.00	\$3,549.91	\$53,076.00
W/E	24-Jun	\$65,417.51	\$40,666.44	\$812.50	\$1,604.00	\$8,703.00	\$8,673.00	\$795.00	\$4,163.57	\$61,253.94
W/E	1-Jul	\$69,472.00	\$43,519.00	\$1,037.00	\$1,408.00	\$8,960.00	\$9,127.00	\$1,010.00	\$4,411.00	\$65,061.00
W/E	8-Jul	\$92,503.93	\$56,416.00	\$1,121.00	\$2,442.00	\$13,020.00	\$12,336.00	\$1,240.00	\$5,928.93	\$86,575.00
W/E	15-Jul	\$84,969.34	\$52,892.32	\$1,300.50	\$1,805.00	\$11,608.00	\$10,811.00	\$1,145.00	\$5,407.52	\$79,561.82
W/E	22-Jul	\$86,125.03	\$53,688.26	\$1,318.50	\$1,822.00	\$11,553.50	\$11,219.00	\$1,015.00	\$5,508.77	\$80,616.26
W/E	29-Jul	\$82,131.53	\$51,232.00	\$1,046.00	\$1,806.00	\$11,308.25	\$10,412.00	\$1,060.00	\$5,267.28	\$76,864.25
W/E	5-Aug	\$88,167.88	\$55,159.54	\$1,176.00	\$2,393.00	\$11,397.00	\$11,385.00	\$1,110.00	\$5,547.34	\$82,620.54
W/E	12-Aug	\$92,111.65	\$58,040.00	\$1,273.00	\$2,316.00	\$11,555.50	\$12,292.00	\$700.00	\$5,935.15	\$86,176.50
W/E	19-Aug	\$91,428.01	\$57,048.01	\$1,145.00	\$2,353.00	\$12,196.50	\$11,804.00	\$1,030.00	\$5,851.50	\$85,576.51
W/E	26-Aug	\$89,105.92	\$55,637.23	\$1,214.50	\$2,094.00	\$11,032.00	\$12,169.00	\$1,250.00	\$5,709.19	\$83,396.73
W/E	2-Sep	\$86,692.27	\$52,959.00	\$918.50	\$2,167.00	\$11,522.00	\$12,156.00	\$1,465.00	\$5,504.77	\$81,187.50
W/E	9-Sep	\$58,072.22	\$36,605.00	\$604.00	\$1,375.00	\$7,225.00	\$7,203.00	\$1,388.00	\$3,672.22	\$54,400.00
W/E	16-Sep	\$50,292.72	\$31,607.00	\$554.00	\$1,224.00	\$6,515.50	\$6,418.00	\$800.00	\$3,174.22	\$47,118.50
W/E	23-Sep	\$59,275.61	\$40,207.00	\$560.00	\$867.00	\$6,393.00	\$6,860.00	\$610.00	\$3,778.61	\$55,497.00
W/E	30-Sep	\$51,708.65	\$34,575.00	\$481.00	\$927.00	\$5,818.00	\$5,645.00	\$1,000.00	\$3,262.65	\$48,446.00